



Daniil Medvedev's serve and return stability average percents at tournaments in the period of 2019-2023

UDC 612.76, 796



Candidate of Pedagogical Sciences, Associate Professor **Al Khalili M.**¹
Al Khalili S.M.¹
E.V. Chekalova¹

¹The Russian University of Sport «GTSOLIFK», Moscow

Corresponding author: rgufk@list.ru

Received by the editorial office on 01.09.2023

Abstract

The relevance of the work lies in the study of some most important factors and aspects of the training and competition effectiveness, success and performance of any tennis player. In our article, we consider the dynamics of the changes in Daniil Medvedev's serve and return stability average indicators at the Grand Slam tournaments in the period of 2019-2023. Processing and analyzing the video materials of 81 matches, we obtained results that determined the dynamics of changes in serve and return stability average indicators for up to 5 years. To assess the dynamics of changes more objectively in Daniil Medvedev's serve and return stability indicators, we carried out a comparative analysis of the first serve and return winning points indicators.

Keywords: *indicators, stability, serve and return*

Introduction. Numerous studies of the tennis game show that all strokes are significant, but there are strokes, without which the game is fundamentally impossible. These are strokes such as serve and return. The aim of the study is to determine the dynamics of changes in Daniil Medvedev's serve and return stability indicators for up to five years.

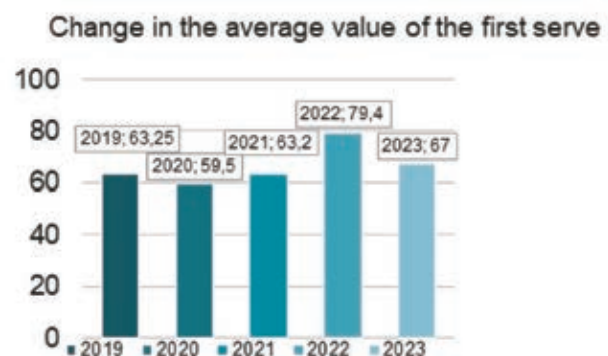
The object of the study is the Daniil Medvedev's competitive activity at tournaments in the period of 2019-2023.

The subject of the study is Daniil Medvedev's serve and return stability indicators at tournaments in the period of 2019-2023. The objectives of the study are to analyze the statistical data, calculate the average value, and draw a conclusion about the change in the dynamics of serve and return stability indicators at the main tournaments of the annual cycle.

Methods and organization of the study. To solve the problem, the following methods were used: document analysis method, processing of statisti-

cal match protocols, pedagogical observation of the athlete during the Australian Open, Roland Garros, Wimbledon, US Open tournaments, analysis of video recordings, and methods of mathematical statistics.

The study was carried out from 2019 to 2023. The obtained data is presented in the form of summary tables for use in further calculations.

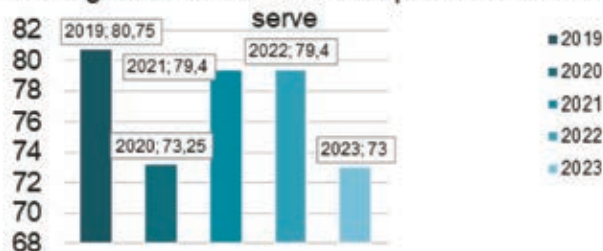


1. The average value at the Australian Open did not change much over five years, but a noticeable increase was shown in 2022.

The study results and discussion. The analysis of scientific and methodological literature, pedagogical observation and video analysis made it possible to identify the most significant features of serve and return at the Grand Slam tournaments.

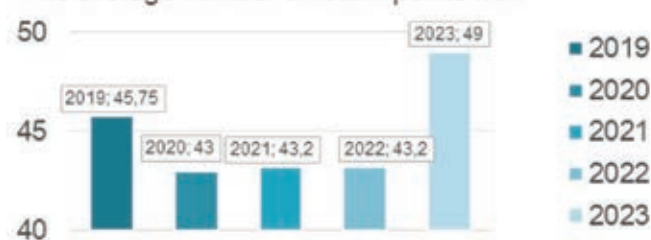
The chart shows that the first serve average ranges from 59.5 to 79.4. It can also be seen that the average from 2019 to 2021 is ± 62 .

The average value of the number of points won on the serve



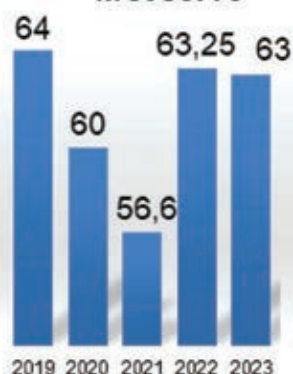
2. The average number of points won on first serve at the Australian Open fluctuated in a larger range than first serve hits.

The average number of return points won



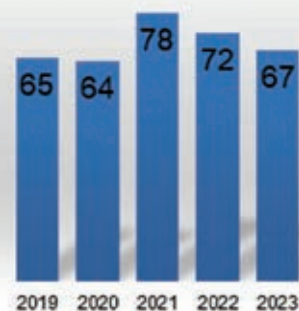
3. The average number of return points won at the Australian Open decreased between 2019 and 2022, and in 2023 it turned out to be the most productive.

Change in the average value of the first serve



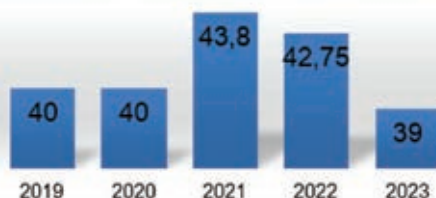
4. The average first serve hit at the Roland Garros has varied. For three years it decreased, but in 2022 it increased.

The average value of the number of points won on the serve



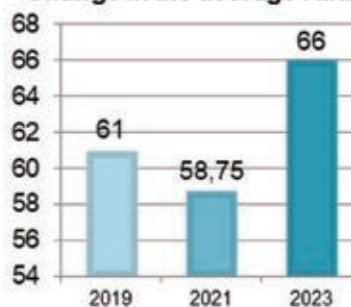
5. The average number of points won on first serve at the Roland Garros increased over three years, and then declined.

The average number of return points won



6. The average number of points won at a reception increased by several units, then a rather sharp decline was observed.

Change in the average value of the first serve

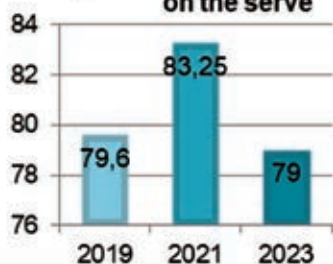


7. The average first serve hit at the Wimbledon tournament has been changing for two years (in 2020 the tournament was canceled due to the COVID, and in 2022 Daniil refused to participate) has been declining.

Thus, the graphical data helps to conclude that Daniil Medvedev shows the best statistics at the US Open tournament. But it is also worth remembering the psychological characteristics of the individual, his physical fitness at the time of each tournament. Daniil Medvedev demonstrated the peak of his form in 2021. This conclusion can be drawn thanks to the analysis of tournaments that we conducted.

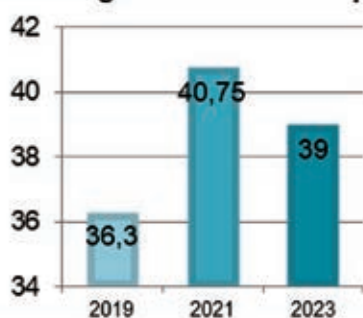


The average value of the number of points won on the serve



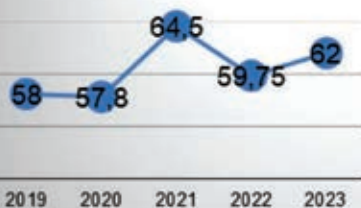
8. The average number of points won on first serve at the Wimbledon rose over two years and then fell sharply.

The average number of return points won



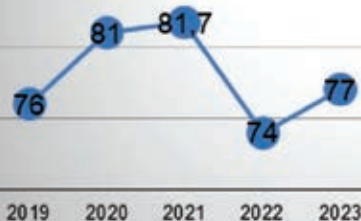
9. The average number of points won at the Wimbledon has increased over the two years.

Change in the average value of the first serve



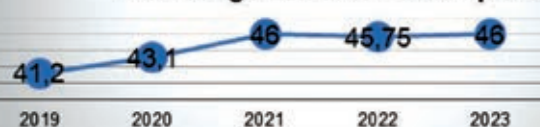
10. The average first serve hit at the US Open increased over three years, but fell sharply in 2022.

The average number of points won on serve



11. The average number of points won on first serve at the US Open increased over three years and dropped quite a bit at the last tournament.

The average number of return points won



12. The average number of return points won at the US Open also increased over three years, and decreased in 2022.

Conclusion.

Based on the data presented in the tables, the following conclusions can be drawn:

- Average first serve hit rates range from 56.6 to 79.4 (best at the 2022 Australian Open). Daniil Medvedev demonstrates this criterion best at the Australian Open for the last 5 years.

- The average number of first serve points won varies from 64 to 81.7 (the best indicator was demonstrated in 2021 at the US Open). Over the past 5 years, this criterion has been best reflected at the US Open.

- The average number of points won at a reception varies from 36.3 to 49 (the best result for this indicator is in 2023 at the Australian Open). Over the past 5 years, this criterion has been best reflected at the US Open.

- The statistical data that is displayed in our work illustrates that Daniil Medvedev demonstrates more efficient and effective performance on hard surfaces. This is due to the features of his tennis playing style. Thus, based on the indicators we analyzed, Daniil Medvedev's victory at the US Open Grand Slam tournament is reflected.

References

1. Al Khalili, M. Analysis of service reception indicators of the best tennis players in the world in 2020 / Al Khalili M., Stepanova M.E. // Scientific notes of the P.F. Lesgaft University. – 2022. - No. 1 (203).
2. Al Khalili, M. Efficiency of service reception among the world's leading tennis players / Mohamed Al Khalili // Extreme human activity. – 2018. - No. 3. – P. 38-40.
3. Identification of performance indicators in clay tennis / Mohamed Al Khalili, M.E. Stepanova, I.O. Abitaev, A.V. Kulyabin // Teoriya i praktika fizicheskoy kultury. - 2020. - No. 2. - P. 86-88.
4. Skorodumova, A.P. Stability of the first serve of tennis players at the main tournaments of the annual cycle / Skorodumova A.P., Dolgikh N.S. // Bulletin of sports science. - 2020. - No. 2. - P. 22-26.